

EMEA Syndicated Loans Insights

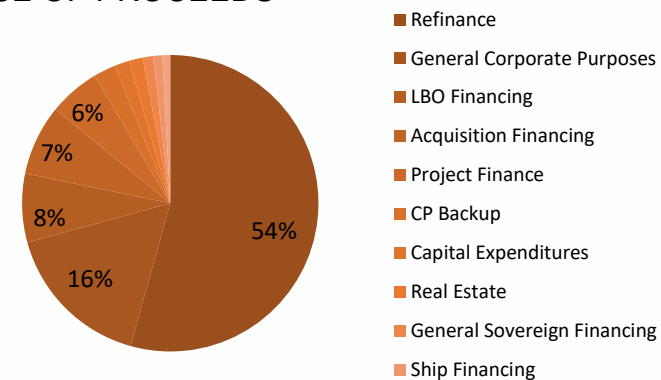
May 2019

Bloomberg

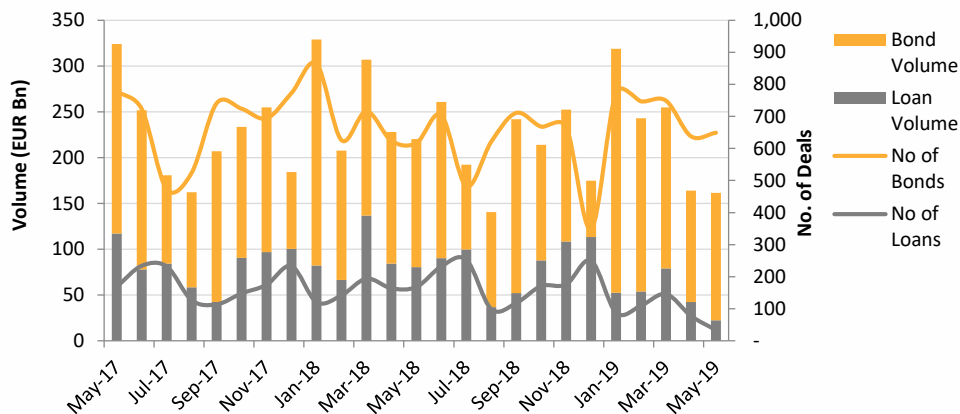
EMEA Syndicated Loans Insights

- Syndicated lending in EMEA totalled €248.45 Bn in the first five months of 2019, a 44.8% decrease compared to 2018.
- 53.9% of issuance was for refinancing purposes. The next largest use of proceeds by volume was general corporate purposes with 16.3% of issuance.
- Leveraged Loans lending in EMEA totalled €38.61 Bn in the first five months of 2019, a 47% decrease compared to 2018.

EMEA LOANS BY USE OF PROCEEDS



EMEA LOANS AND BONDS VOLUME



EMEA LOANS BY DEAL TYPE

Total Loan Volume
EUR CURRENCY VOLUME (EUR Bn)

124.8



Total Loan Proportion

50.2%
(from 58% in same period 2018)

REFINANCING VOLUME (EUR Bn)

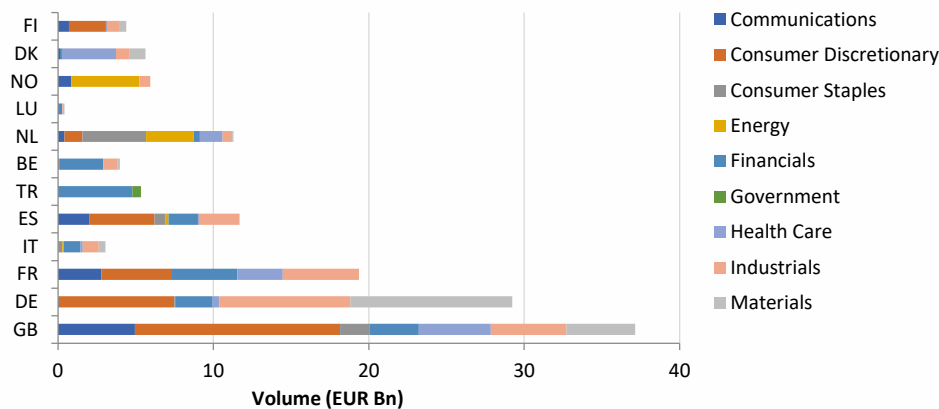
133.8



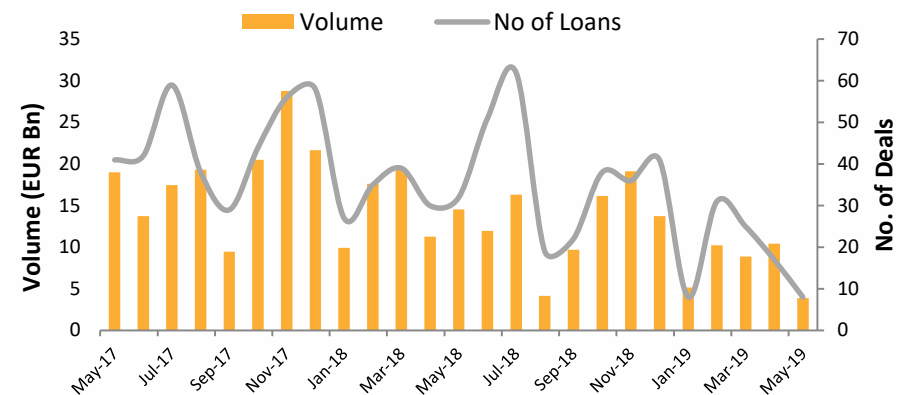
53.9%
(from 49% in same period 2018)

EMEA Syndicated Loans Insights

INDUSTRY BREAKDOWN BY COUNTRY 2019 YTD



EMEA LEVERAGED LOANS



TOP COUNTRY DEALS IN 2019 YTD

COUNTRY	DEAL NAME	SIGNING DATE	SIZE (Mn)
Germany	Siemens	28-Feb	EUR 7,000
UK	Fiat Chrysler Automobiles	27-Mar	EUR 6,250
UAE	Emirates Global Aluminium	28-Jan	USD 6,545
Switzerland	Glencore International	3-Mar	USD 4,650
Denmark	Sivantos/Widex	21-Feb	EUR 3,658
Saudi Arabia	Saudi Electricity	20-Feb	SAR 15,200
France	BSA Finances	14-Mar	EUR 3,000
Belgium	Euroclear Bank	14-Feb	USD 3,000
Zambia	First Quantum Minerals	6-Feb	USD 2,700
Sweden	Ahlsell	13-Feb	EUR 2,147

EMEA LOANS BOOKRUNNER BY RANKING IN 2019 YTD

RANK	BOOKRUNNER	DEALS	MARKET SHARE (%)
1	BNP Paribas	72	6.18%
2	Bank of America Merrill Lynch	32	6.01%
3	UniCredit	58	5.03%
4	Deutsche Bank	45	5.02%
5	Societe Generale	40	4.61%
6	Credit Agricole CIB	51	4.40%
7	HSBC	43	3.85%
8	Natixis	40	3.47%
9	ING Groep	46	3.42%
10	Commerzbank	45	3.41%

Bloomberg professional service loan functions:

LOAN <GO> Syndicated Loans Homepage

STNI EULOANS <GO> Top Loan News

NI SECLOANS <GO> Secondary Loans News

LEAG <GO> League Tables

LSRC <GO> Loan Search

For any enquiries, please contact:

EMEA Syndicated Loans

+44 20 7330 7595

Europeanloan@bloomberg.net

Inclusive of amended deals

Figures and tables are based on EMEA Loans Table

©2019 Bloomberg Finance L.P. All rights reserved.

Bloomberg