

ESG: Searching for Sustainable Solutions

Adam Hearne, CEO - CarbonChain

SUSTAINABLE FINANCE CONFERENCE

29 November 2022



Solutions exist for live-tracked sustainability linked loans

KPI 3: Aluminium

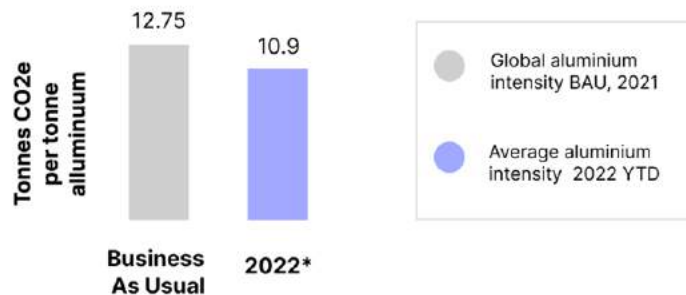
Definition

The average carbon intensity of aluminium traded over the twelve months period from the date of this Amendment to be at least **[10%]** lower than the aluminium benchmark, as defined at the date of this Amendment.

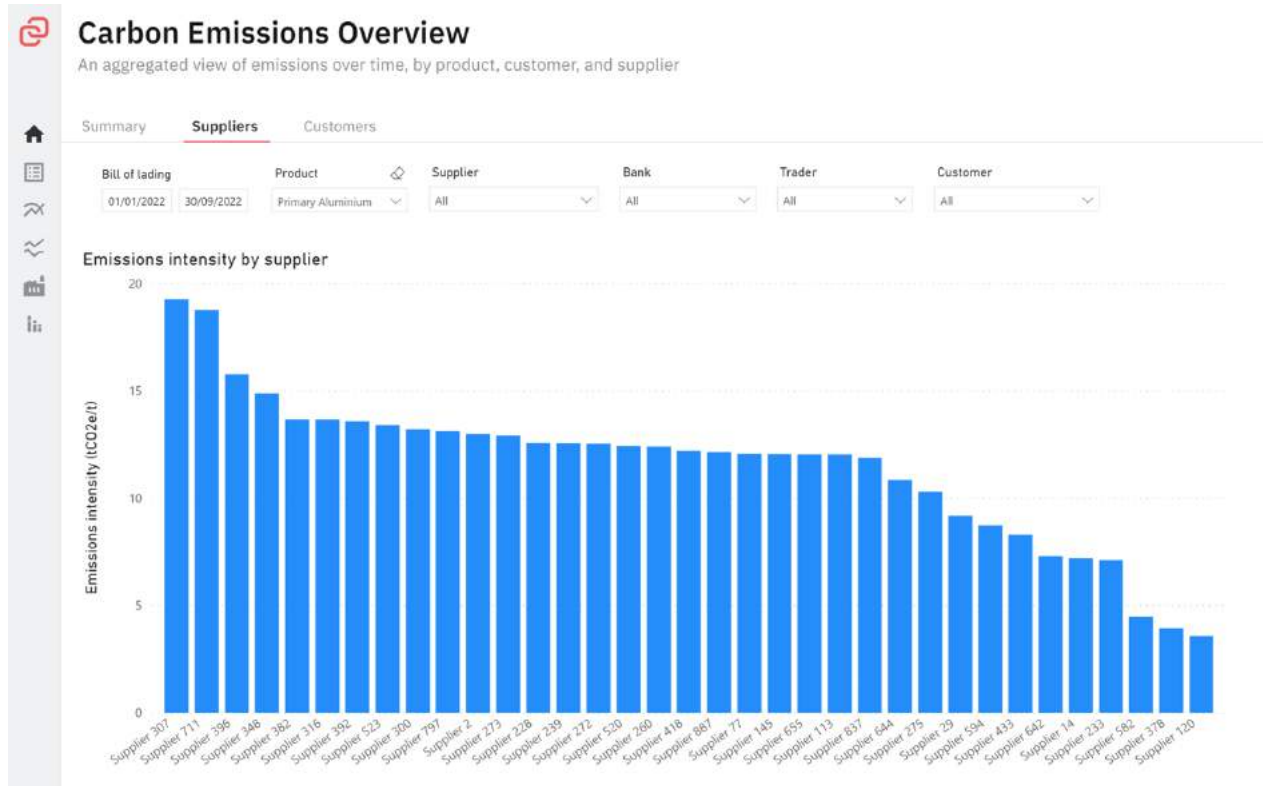
On track?



Benchmark	2022*	Delta	Target
12.75 tCO ₂ e/t	10.9	-14.5%	-10%



Portfolio companies can get actionable insight to reduce emissions



Appendix



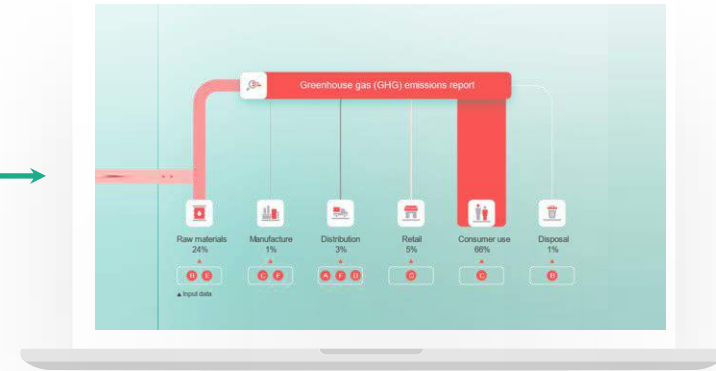
How we do it

1. Data integration

2. CarbonChain calculator and emissions database

3. CarbonChain dashboard and report

Asset list or borrowing base info



Baseline Year: 2021

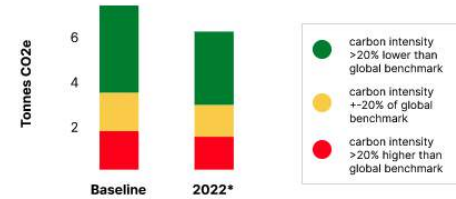
Contract Dated 24 November 2022

KPI 1

All Trades

Decrease of the proportion of **Red Trades** by **10%** of the KPI1 Baseline, and increase of the proportion of **Green Trades** by **10%** of the KPI1 Baseline, over the twelve months—period from the date of this Amendment.

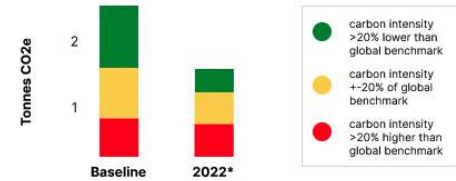
	Baseline	2022*	Delta	Target	Met?
Green	24%	26%	+8%	+10%	X
Amber	26%	24%	-8%		
Red	50%	46%	-12%	-10%	✓

**KPI 2**

Trades financed by Bank X

Decrease of the proportion of **Red Trades** by **10%** of the KPI1 Baseline, and increase of the proportion of **Green Trades** by **10%** of the KPI1 Baseline, over the twelve months—period from the date of this Amendment.

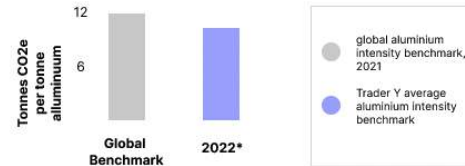
	Baseline	2022*	Delta	Target	Met?
Green	24%	26%	+8%	+10%	X
Amber	26%	24%	-8%		
Red	50%	50%	0%	-10%	✓

**KPI 3**

All Aluminium Trades

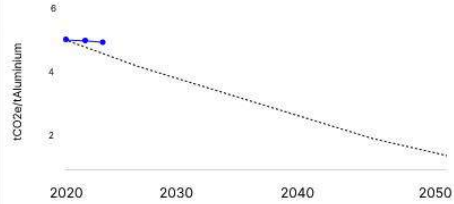
The average carbon intensity of aluminium traded over the twelve months period from the date of this Amendment to be at least **[10%]** lower than the aluminium benchmark, as defined at the date of this Amendment.

	Baseline	2022*	Delta	Target	Met?
Aluminium Carbon Intensity	12.75	10.9	-14.5%	-10%	✓

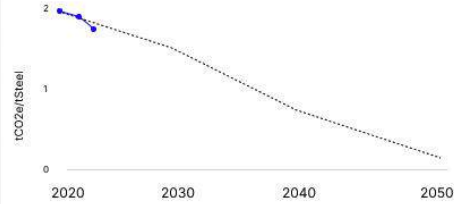


**Aluminium**+10.7% vs Pathway ●

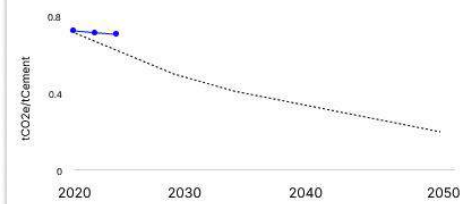
Transition Pathways Initiative [Below 2 Degrees]

**Steel**-3.2% vs Pathway ●

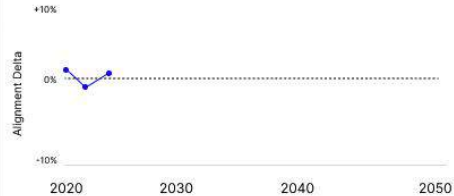
Sustainable Steel Principles [1.5 Degrees]

**Cement**+1.9% vs Pathway ●

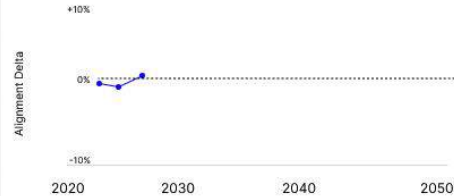
Institute for Sustainable Finance Net Zero

**Shipping**PP Score +0.9% ●

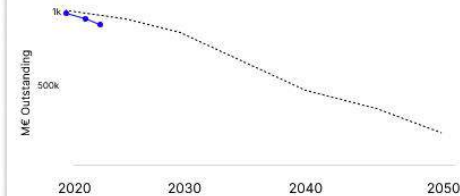
Poseidon Principles

**Shipping**SCC Score +0.2% ●

Sea Cargo Charter

**Oil & Gas**-10.3% vs Pathway ●

Absolute Financing Trend Reduction Pathway



Questions?

Adam Hearne

adam@carbonchain.com

