

EMEA Syndicated Loans Insights

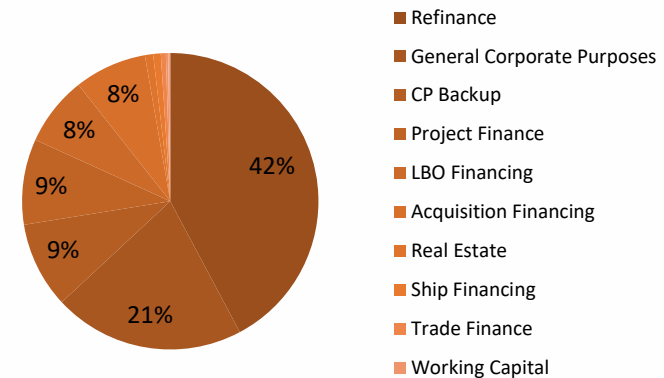
February 2019

Bloomberg

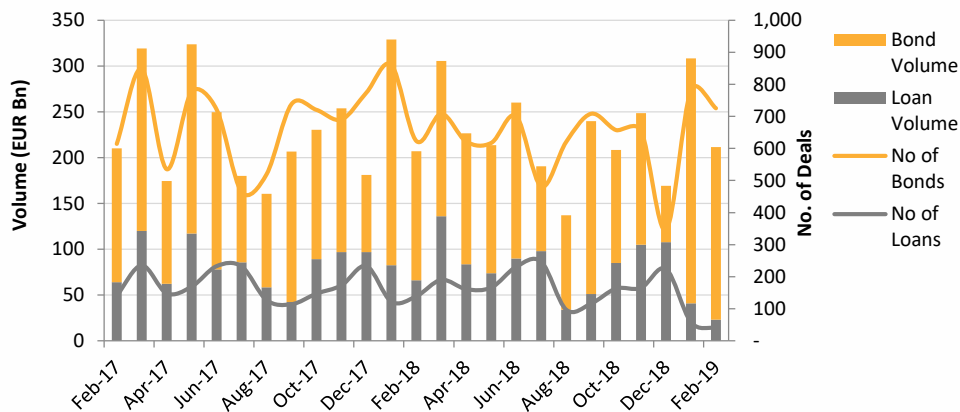
EMEA Syndicated Loans Insights

- Syndicated lending in EMEA totalled €63.98 Bn in the first two months of 2019, a 56.9% decrease compared to 2018.
- 42.2% of issuance was for refinancing purposes. The next largest use of proceeds by volume was general corporate purposes with 20.8% of issuance.
- Leveraged Loans lending in EMEA totalled €12 Bn in the first two months of 2019, a 56.1% decrease compared to 2018.


EMEA LOANS BY USE OF PROCEEDS



EMEA LOANS AND BONDS VOLUME

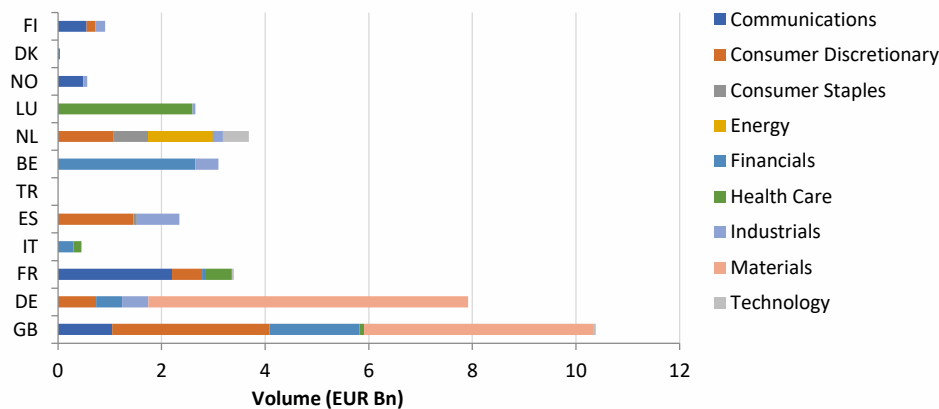


EMEA LOANS BY DEAL TYPE

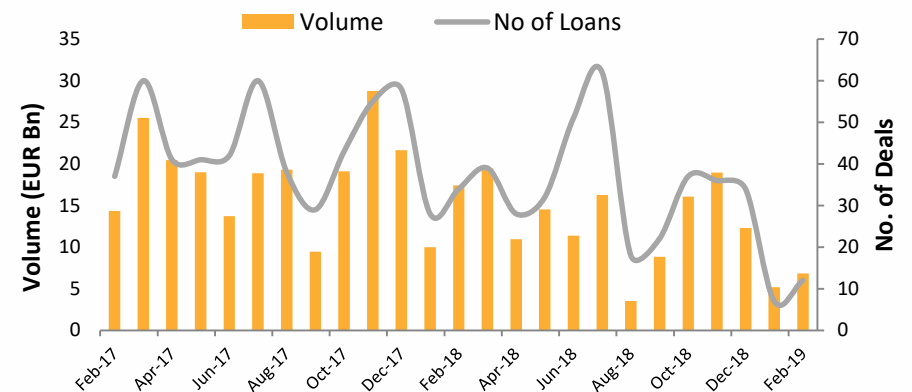


EMEA Syndicated Loans Insights

INDUSTRY BREAKDOWN BY COUNTRY 2019 YTD



EMEA LEVERAGED LOANS



TOP COUNTRY DEALS IN 2019 YTD

COUNTRY	DEAL NAME	SIGNING DATE	SIZE (Mn)
Germany	BASF	17-Jan	EUR 6,000
UAE	Emirates Global Aluminium	29-Jan	USD 6,545
Switzerland	Trans Adriatic Pipeline	11-Jan	EUR 3,765
Saudi Arabia	Saudi Electricity	20-Feb	SAR 15,200
Belgium	Euroclear Bank	14-Feb	USD 3,000
France	Vivendi	16-Jan	EUR 2,200
Ireland	Smurfit Kappa	28-Jan	EUR 1,350
Spain	Gestamp Automocion	22-Feb	EUR 1,177
UK	Pearson	19-Feb	USD 1,190
Sweden	Trelleborg	19-Feb	EUR 1,000

EMEA LOANS BOOKRUNNER BY RANKING IN 2019 YTD

RANK	BOOKRUNNER	DEALS	MARKET SHARE (%)
1	Deutsche Bank	10	9.09%
2	Societe Generale	9	5.93%
3	Sumitomo Mitsui Financial	7	5.03%
4	Natixis	8	4.90%
5	BNP Paribas	9	4.60%
6	First Abu Dhabi Bank PJSC	4	4.08%
7	Commerzbank	12	4.07%
8	HSBC	7	3.86%
9	Bank of America Merrill Lynch	8	3.07%
10	Credit Agricole CIB	8	2.96%

Bloomberg professional service loan functions:

LOAN <GO> Syndicated Loans Homepage

STNI EULOANS <GO> Top Loan News

NI SECLOANS <GO> Secondary Loans News

LEAG <GO> League Tables

LSRC <GO> Loan Search

For any enquiries, please contact:

EMEA Syndicated Loans

+44 20 7330 7595

Europeanloan@bloomberg.net

Inclusive of amended deals

Figures and tables are based on EMEA Loans Table

©2019 Bloomberg Finance L.P. All rights reserved.

Bloomberg